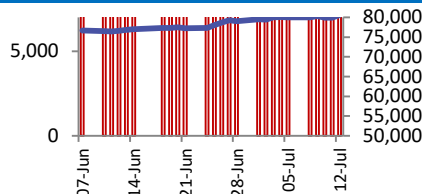
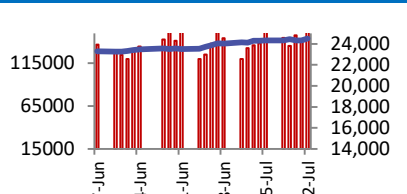


BSE



Open	80094
High	80894
Low	79843
Close	80519
Change	622
Volume (Lacs)	9873
Turnover (Rs.inCr)	11957

NSE



Open	24388
High	24592
Low	24331
Close	24502
Change	186
Volume(Lacs)	56755
Turnover(Rs.in Cr)	155555

World Markets	Current	Previous	Pt. Chg	Var(%)
Dow	40001	39754	247	0.6%
Dow Futures	40374	40301	73	0.2%
Nasdaq	18398	18283	115	0.6%
FTSE	8253	8223	30	0.4%
Nikkei	41191	41191	Closed	Closed
Hang Seng	18084	18293	(209)	-1.1%
Gift Nifty	24615	24603	12	0.0%
Straits Singapore	3499	3498	1	0.0%
South Korea	2853	2857	(4)	-0.1%
Taiwan	23886	23917	(31)	-0.1%
Shanghai	2970	2971	(1)	0.0%

Commodity Prices	Current	Previous	Pt. Chg	Var(%)
Copper (\$/MT)	9877	9787	90.0	0.9%
Alumin (\$/MT)	2481	2477	4.0	0.2%
Zinc (\$/MT)	2943	2959	(16.0)	-0.5%
Brent Crude (\$/bbl)	85.0	85.0	0.0	0.0%
Gold (\$/Ounce)	2409	2411	(2.0)	-0.1%
Silver (\$/Ounce)	31.0	31.0	0.0	0.0%
Light Crude (\$/bbl)	82.0	82.0	0.0	0.0%
N G (\$/mmbtu)	2.0	2.0	0.0	0.0%
Sugar (\$/MT)	542.0	547.0	(5.0)	-0.9%
Rubber (Rs./kg)	207.0	208.0	(1.0)	-0.5%
Baltic Dry Index	1997	1947	50.0	2.6%

Currency Exchange Rate	Current	Previous	Var(%)
Rs./ \$ rate	83.54	83.57	-0.04%
Rs./ Euro	90.93	90.64	0.32%
Rs./Chinese Yuan	11.54	11.52	0.17%
Yen / \$ rate	157.99	157.83	0.10%
\$ US/Euro	1.09	1.09	0.00%

Dollar Index	Current	Previous	Var(%)
Dollar Index	105.26	105.28	-0.02%

Support/ Resistance Levels for Today		
	Nifty	Bank Nifty Fut
Support 1	24370	52000
Support 2	24300	51670
Resistance	24620	52750

Securities in Ban For Trade	
GMRINFRA	GNFC
ABFRL	BALRAMCHIN
BANDHANBNK	CHAMBLFERT
IEX	INDIACEM
INDUSTOWER	PEL
RBLBANK	

Market Review

US: US stocks closed the week positively following encouraging economic data that strengthens expectations for a Federal Reserve rate cut in September.

Asia: Asian stocks were mixed as the US dollar rose after the attempted assassination of Donald Trump reinforced bets that his chances of winning the presidential election have increased.

India: The Indian benchmark indices recovered from a two-day decline to end sharply higher on Friday as information technology stocks soared after Tata Consultancy Services Ltd. surprised the market with its quarterly earnings. **Market is expected to open gap up and likely to witness positive move during the day.**

Global economy:

China's economy grew less than expected in the 2nd quarter, as weak consumption largely offset a fledgling recovery in manufacturing activity and industrial production. GDP grew 4.7% yoy in the three months to June 30. The reading was softer than expectations for growth of 5.1%, and slowed from the 5.3% seen in the first quarter. The reading indicated that the Chinese economy was cooling as the initial boost from a string of stimulus measures earlier this year wore thin. Soft consumer spending and a battered property market were key drivers of this downturn.

China's yuan-denominated exports to Russia grew 4.76% in June from a year earlier, faster than the 0.92% pace in May, but still much slower than double-digit export growth at the beginning of the year. China's outbound shipments to Russia fell in March and April before swinging back to growth in May. Even though the United States imposed sanctions in June on the only Russian bank branch in China, President Vladimir Putin visited China in May and helped ensure the 2 countries have payment alternatives.

Commodities: Oil prices fell for a second day on Monday as the dollar gained ground amid political uncertainty in the U.S. following an attack on Donald Trump while investors eyed the progress of talks for a Gaza ceasefire.

Gold prices fell slightly in early Asian trade on Monday, remaining in sight of a record high but seeing few increases in safe haven demand after an alleged assassination attempt on former U.S. President Donald Trump.

Currency: The dollar rose on safety bids on Monday in the wake of the attempted assassination of former U.S. President Donald Trump, which in turn left the yen struggling to stay afloat despite Tokyo's suspected intervention efforts.

FII Derivative Transactions (Rs. Cr)

Contracts	Purchase		Sell		Net	Open Interest (OI)		OI (Previous day)		Change	
	Contract	Value	Contract	Value		Contract	Value	Contract	Value	Contract	Value
Index Future	66717	4399	45954	2985	1414	557543	35819	545014	35000	12529	819
Index Option	16043917	1147407	16141709	1152858	(5451)	4706693	320617	3514979	239159	1191714	81458
Stock Future	444852	34277	349920	27738	6539	4144544	320847	4109726	317711	34818	3136
Stock Option	776657	61441	776846	61509	(68)	668086	52524	630425	49427	37661	3097
Total	17332143	1247524	17314429	1245090	2434	10076866	729807	8800144	641297	1276722	88510

FII All Activity-BBG (Rs Cr)	Buy	Sell	Net
5-Jul-24	15188	12019	3169
8-Jul-24	13925	13763	162
9-Jul-24	16248	14720	1528
10-Jul-24	18050	15866	2184
11-Jul-24	16632	16285	347
Month to date- July	141064	127265	13799
FII (Prov.) (Rs Cr)	Buy	Sell	Net
8-Jul-24	13564	13503	61
9-Jul-24	14537	14223	314
10-Jul-24	17464	16880	584
11-Jul-24	15360	16497	(1137)
12-Jul-24	19114	15092	4022
Month to date-July	153012	142294	10719
DII (Prov.) (Rs. Cr)	Buy	Sell	Net
8-Jul-24	14355	11488	2867
9-Jul-24	13615	12199	1416
10-Jul-24	15153	14070	1082
11-Jul-24	15835	14159	1676
12-Jul-24	14490	16142	(1651)
Month to date-July	141981	136976	5005
FII Debt - BBG (Rs. Cr)	Buy	Sell	Net
5-Jul-24	753	257	497
8-Jul-24	419	659	(239)
9-Jul-24	1731	1163	569
10-Jul-24	1226	577	649
11-Jul-24	2711	2006	705
Month to date- July	15860	9583	6277

Market Breadth	BSE		NSE	
	No.	%	No.	%
Advance	1624	40%	1070	39%
Decline	2325	58%	1583	58%
Unchanged	87	2%	59	2%

Market Turnover	12-Jul	11-Jul	Var (%)
BSE Cash	11957	9749	23%
NSE Cash	155555	139709	11%
NSE Futures	172264	147063	17%
NSE Options	14191195	41695899	-66%
Total (Rs.Cr)	14530970	41992419	-65%

Volatility Index	12-Jul	11-Jul
Volatility Index	13.73	14.00

Index PE - TTM	12-Jul	Yr. High	Yr. Low
Sensex	24.5	26.0	21.8
Nifty	23.3	28.8	20.3

Corporate News

EMS bags order worth Rs 141-cr from Uttarakhand Power Corp.

EMS said that it has received LoA from Uttarakhand Power Corporation for development of distribution infrastructure-loss reduction works at EDC Dehradun rural Circle. The order entails supply of plant equipments includes design, engineering, manufacture, testing, transportation, insurance, installation and other services along with supply of installation services contract for the execution of development of distribution infrastructure. The said order valued at approximately Rs 141.12 crore in which the company will hold a 95% share with other joint venture partner. (BQ)

Apollo Micro Systems Limited Receives Make II Project by the Indian Army

Apollo Micro Systems Limited is shortlisted keeping in view the capability and was awarded Make II project by the Indian Army. This project is for the procurement of a Vehicle Mounted Counter Swarm Drone System (Version I) under the Make II category of DAP-2020. This project is very prestigious and first Make II project for the Company. (BQ)

Economy

Exports positive in April-June quarter despite global challenges

India's exports have shown positive growth in May and June, with Commerce and Industry Minister Piyush Goyal highlighting the role of the services sector in boosting outbound shipments despite global challenges. Merchandise exports rose by 9.1 per cent to USD 38.13 billion in May, and the first quarter of the current fiscal remained in the positive territory. Minister Goyal expressed optimism that India's goods and services exports could surpass USD 800 billion this fiscal year. (ET)

International

Google near deal to acquire cybersecurity startup Wiz for \$23 billion

Alphabet Inc is in advanced talks to acquire cybersecurity startup Wiz for about \$23 billion. If the deal is finalized, it will be the company's largest ever acquisition. Wiz posted annual recurring revenue of \$350 million in 2023, up from \$100 million in its first 18 months after its founding in 2020 by CEO Assaf Rappaport. The company raised \$1 billion earlier this year at a valuation of \$12 billion, suggesting the takeover is nearly double from those levels. Wiz was one of the rare startups outside of AI to raise capital at a higher valuation in 2024. (Inv)

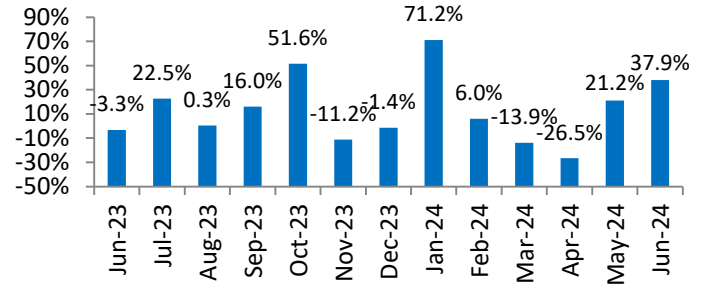
Top 5 Nifty Gainers	12-Jul	11-Jul	Var(%)
TCS	4184	3924	6.6%
WIPRO	560	534	4.9%
INFY	1712	1653	3.6%
HCLTECH	1560	1512	3.2%
LTIM	5573	5408	3.1%
Top 5 Nifty Losers	12-Jul	11-Jul	Var(%)
MARUTI	12563	12715	-1.2%
DIVISLAB	4539	4583	-0.9%
COALINDIA	496	500	-0.8%
ASIANPAINT	2999	3022	-0.8%
BPCL	305	307	-0.7%

BSE Index Watch	Last	1 day	1 wk	1 mth	1 yr
SENSEX	80519	0.8%	0.7%	4.6%	21.9%
MIDCAP	47508	-0.2%	0.1%	3.1%	61.6%
SMLCAP	54013	-0.1%	-0.3%	5.5%	60.3%
AUTO	57182	-0.5%	-1.1%	-2.0%	59.8%
BANKEX	60140	0.1%	-0.3%	5.8%	18.9%
Capital Goods	74951	-0.6%	-0.2%	2.3%	81.3%
FMCG	21627	0.2%	3.3%	4.4%	12.8%
Health Care	38397	-0.1%	0.4%	2.9%	46.4%
IT	39829	4.3%	3.5%	12.2%	27.3%
METAL	32988	-0.2%	-2.2%	-1.8%	54.1%
Oil & Gas	31015	0.1%	2.9%	4.7%	62.7%
Power	8035	-0.9%	-0.7%	1.7%	102.3%
Realty	8537	-1.6%	-2.3%	-3.2%	97.5%

NSE USD Futures	12-Jul	11-Jul	Var (%)
July Expiry (Rs./\$)	83.54	83.59	-0.1%
August Expiry (Rs./\$)	83.54	83.61	-0.1%
Total Turnover (Rs. Crore)	1194	1312	-9%

Sectors	TTM PE
Auto	34.36
Auto Ancillary	54.23
Banking	15.83
Engineering	44.85
Cement	74.25
Diamonds & Jewellery	66.01
Housing Finance	25.45
Infrastructure & Const	33.87
Metals-Aluminium	44.24
Metal – Steel	19.46
Oil Expl.	17.44
Pharma	11.54
Power – Gen. Supp.	42.84
Information Tech.	25.72
Sugar	20.64
Telecom Serv. Prov.	87.15
Tyres	28.2

SML Isuzu Monthly Volume Growth (YoY) (Source: Company Data)



10 year G-Sec Yield	Current	Previous	Change
US	4.18%	4.21%	(3) bps
Japan	1.07%	1.09%	(2) bps
India	6.99%	6.98%	1 bps
UK	4.11%	4.07%	4 bps
Libor 3 Mths	5.55%	5.56%	(1) bps

Indian Eco Data	Current	Previous	Var(%)
Forex Reserve (US\$ in bn)	654	652	0.3%
Inflation - WPI	2.61%	1.26%	135 bps
Inflation - CPI	5.08%	4.80%	28 bps

India GDP	Q4FY24	Q3FY24	Var(%)
Growth	7.76%	8.57%	(81) bps

Monetary Policy	Current	Previous	Change
Repo Rate	6.50%	6.50%	0 bps
Reverse Repo Rate	3.35%	3.35%	0 bps
CRR	4.50%	4.50%	0 bps
O/S Banking System Liquidity (Rs bn)	932	844	87.2

IIP Growth %	Jan-24	Jan-23	Apr-Feb
IIP	5.9	5.7	6.2
Mining	5.9	9.0	8.5
Manufacturing	3.2	4.5	5.7
Electricity	5.6	12.7	7.0

ADR Price Movement

Company	Price (US\$)	Volume	Previous Day Price	Volume	Variance (%)	No. of Share Per ADR	ADR Price (Rs.)	BSE Price	Variance (%)
Infosys Tech	20.40	10583669	19.89	14459349	2.56%	1	1704.14	1711.75	-0.4%
Wipro	6.72	3542817	6.49	2702636	3.54%	1	561.36	560.15	0.2%
Dr.Reddy's	79.59	252942	78.74	202266	1.08%	1	6648.65	6719.45	-1.1%
ICICI Bank	29.18	3270441	29.31	3687679	-0.44%	2	1218.79	1232.90	-1.1%
HDFC Bank	60.44	1860930	60.32	3140554	0.20%	3	1682.98	1622.70	3.7%

GDR's (US\$)

	Prices	Prev. Close	Change	Var %
L&T	44.70	44.10	0.6	1.4%
RIL	76.50	75.90	0.6	0.8%
SBI	102.20	102.00	0.2	0.2%

US Economy Data

	Current	Previous
Inflation (%) (YoY)	3.00%	3.30%
Unemployment (%)	4.10%	4.00%

Interest Rate (%)

	Current	Previous
Fed Rate	5.50%	5.50%

US GDP

	Q1CY24	Q4CY23
Growth (QoQ Annualized)	1.40%	3.40%

China Economy Data

	Current	Previous
GDP	5.30%	5.20%
Inflation – CPI (%)	0.20%	0.30%

Economic Calendar

	Date
Indian GDP Data	30 Aug
Indian Inflation Data CPI	12 Aug
Indian Inflation Data WPI	15 Jul
Indian Monetary Policy	08 Aug
India's Industrial Production (IIP)	12 Aug
US Inflation Data	14 Aug
US GDP	25 Jul
US Unemployment Data	02 Aug
US Fed Rate	31 Jul
China GDP	15 Jul
China Inflation Data	9 Aug

Event Update

Name	Date	Purpose
Alembic Pharmaceuticals Ltd.	15-Jul-2024	Rs.11.00 per share(550%)Final Dividend
Goel Food Products Ltd.	15-Jul-2024	Final Dividend (Cancelled)
Rane Brake Lining Ltd.	15-Jul-2024	Rs.30.00 per share(300%)Final Dividend
Central Depository Services (India) Ltd.	16-Jul-2024	Dividend
IDBI Bank Ltd.	16-Jul-2024	Rs.1.50 per share(15%)Dividend
IDFC Ltd.	16-Jul-2024	Rs.1.00 per share(10%)Interim Dividend
Indowind Energy Ltd.	16-Jul-2024	Right Issue of Equity Shares
Lupin Ltd.	16-Jul-2024	Rs.8.00 per share(400%)Final Dividend
MM Forgings Ltd.	16-Jul-2024	Bonus issue
Nestle India Ltd.	16-Jul-2024	Rs.2.75 per share(275%)Interim Dividend
Pix Transmissions Ltd.	16-Jul-2024	Rs.7.00 per share(70%)Final Dividend
Rane Engine Valve Ltd.	16-Jul-2024	Rs.5.00 per share(50%)Final Dividend
Punjab & Sind Bank	17-Jul-2024	Rs.0.20 per share(2%)Dividend
Shriram Pistons & Rings Ltd	17-Jul-2024	Dividend
Advanced Enzyme Technologies Ltd.	18-Jul-2024	Rs.1.10 per share(55%)Final Dividend
Can Fin Homes Ltd.	18-Jul-2024	Rs.4.00 per share(200%)Final Dividend
KPI Green Energy Ltd.	18-Jul-2024	Stock Split from Rs.10/- to Rs.5/-
Newgen Software Technologies Ltd.	18-Jul-2024	Rs.4.00 per share(40%)Final Dividend
Tanla Platforms Ltd.	18-Jul-2024	Rs.6.00 per share(600%)Final Dividend
Abbott India Ltd.	19-Jul-2024	Rs.410.00 per share(4100%)Final Dividend
Arvind Ltd.	19-Jul-2024	Rs.1.00 per share(10%)Special Dividend
Chennai Petroleum Corporation Ltd.	19-Jul-2024	Rs.55.00 per share(550%)Final Dividend
Cummins India Ltd.	19-Jul-2024	Rs.20.00 per share(1000%)Final Dividend

Bulk Deal As On 12/07/24

BSE

Security Code	Security Name	Client Name	Deal	Quantity	Price
543499	ACHYUT	ISEM MEHMET	B	198000	57.8
543499	ACHYUT	SERA INVESTMENTS & FINANCE INDIA LIMITED	S	198000	57.8
540956	BHATIA	SILVERTOSS SHOPPERS PRIVATE LIMITED	S	713110	20.67
530249	BRIDGESE	MULTIPLIER SHARE & STOCK ADVISORS PRIVATE LIMITED	S	480602	4.65
530249	BRIDGESE	SURENDRA KUMAR SHARMA	S	200010	4.65
542934	CBPL	BEELINE MERCHANT BANKING PRIVATE LIMITED	S	153000	63.22
542934	CBPL	CONTACT CONSULTANCY SERVICES PRIVATE LIMITED	B	765000	64.03
542934	CBPL	GOENKA BUSINESS & FINANCE LIMITED	S	347000	63.61
542934	CBPL	JAINAM SHARE CONSULTANTS PVT. LTD.	B	50000	64.72
542934	CBPL	MEHULBHAI RAMESHCHANDRA SAGAR	S	107000	63.15
542934	CBPL	MULTIPLIER SHARE & STOCK ADVISORS PRIVATE LIMITED	S	50000	64.04
542934	CBPL	MULTIPLIER SHARE & STOCK ADVISORS PRIVATE LIMITED	B	50000	63.04
542934	CBPL	NAV CAPITAL VCC - NAV CAPITAL EMERGING STAR FUND	S	64000	64.18
542934	CBPL	PRABHAT FINANCIAL SERVICES LIMITED	S	110000	64.01
542934	CBPL	PRIYASHA MEVEN FINANCE LTD.	S	79000	64.66
542934	CBPL	PRIYASHA MEVEN FINANCE LTD.	B	79000	63.36
542934	CBPL	RAMESHCHANDRA PRABHUDAS SAGAR	S	43000	66.56
542934	CBPL	SETU SECURITIES PVT. LTD.	S	82000	65.01
542934	CBPL	SETU SECURITIES PVT. LTD.	B	82000	63.4
542934	CBPL	TWISHA PRATISHBHAI CHHATRAPATI	S	90000	63.93
542934	CBPL	VIRAL MALAYBHAI BHOW	S	185000	65
512018	CNIRESLTD	NANDKISHOR CHATURVEDI (HUF)	S	1000000	9.41
544195	COTFAB	EVERMORE SHARE BROKING PRIVATE LIMITED	S	136000	72.57
544195	COTFAB	EVERMORE SHARE BROKING PRIVATE LIMITED	B	2000	73.99
543516	DHYAANITR	CHAGAN SINGH	S	28000	23.63
543516	DHYAANITR	CHAGAN SINGH	B	33600	27.32
543516	DHYAANITR	KARMRAJSINH RAJENDRASINH PARMAR	B	30800	26.57
543516	DHYAANITR	RESHMA GAURANGBHAI NATHVANI	B	22400	25.67
543516	DHYAANITR	ROOPA BIPINBHAI NATHWANI	B	53200	23.95
543516	DHYAANITR	SHREE SADGURU INVESTMENTS	S	92400	23.55
543516	DHYAANITR	SHREE SADGURU INVESTMENTS	B	2800	22.92
540190	FRANKLININD	EPITOME TRADING AND INVESTMENTS	S	1000000	3.8
540190	FRANKLININD	MULTIPLIER SHARE & STOCK ADVISORS PRIVATE LIMITED	S	8102135	3.8
540190	FRANKLININD	TOPGAIN FINANCE PRIVATE LIMITED	B	7500000	3.8
531911	GALAGEX	GB HOSPITALITY (INDIA) PRIVATE LIMITED	B	42501	48.43
544156	GCONNECT	VAXFAB ENTERPRISES LIMITED	S	51000	86.08
544156	GCONNECT	VAXFAB ENTERPRISES LIMITED	B	6000	85
538788	GILADAFINS	SUNIL HUKUMAT RAJDEV	S	70981	10.1
538788	GILADAFINS	YOGESHKUMARSHUKLA	B	98381	10.1
543546	HEALTHYLIFE	RAVINDRA NAUPATLAL SAKLA	B	440000	34.53
543546	HEALTHYLIFE	TEENA KIRTI JAIN	B	180000	32.83
543546	HEALTHYLIFE	VARUN GUPTA	B	130000	34.21
538422	JACKSON	MULTIPLIER SHARE & STOCK ADVISORS PRIVATE LIMITED	S	3397542	0.7
540515	KANUNGO	JABALI COMMERCIAL COMPANY PRIVATE LIMITED .	S	115630	6.86
540515	KANUNGO	KUMARESAN S P	B	100000	6.86
505693	LATIMMETAL	SALASAR AGENCIES	S	900000	13.27
535910	MMLF	KARUNA KISHOR KADAM	S	150000	166.01
535910	MMLF	SAHIL BIPIN MEHTA	B	135000	166.5
531494	NAVKAR	BETAL TRADERS LLP	S	1315342	12.5

512217	PRISMMEDI	JASKIRAN KAUR	B	52492	29.85
512217	PRISMMEDI	NOVARATHANMALPRAVEENKUMAR	S	46600	29.47
512217	PRISMMEDI	PIYUSH MAKHIJANI	B	40000	29.62
512217	PRISMMEDI	PRAGNESH ROHITKUMAR PANDYA	S	83048	28.77
512217	PRISMMEDI	PRAGNESH ROHITKUMAR PANDYA	B	785	28.47
512217	PRISMMEDI	TEJESH HASMUKH SHAH	B	82201	28.55
511557	PROFINC	ABHAY NARAIN GUPTA	S	2325000	1.07
511557	PROFINC	LOVLESH JAIN	B	1500000	1.08
511557	PROFINC	VINAY ARUNKUMAR SANKLECHA	S	1427521	1.08
511557	PROFINC	WESSEL CONSULTANCY PRIVATE LIMITED	B	1500000	1.07
536659	PVVINFRA	JAGDISH GOBINDRAM FABIANI	S	150000	21.17
539561	REMLIFE	TRAPAL TRADING PRIVATE LIMITED	S	534580	17.16
539561	REMLIFE	TRAPAL TRADING PRIVATE LIMITED	B	534580	17
543171	ROJL	BHAGWANDAS LACHMANDAS LEKHWANI	B	300000	4.87
544170	SAI	SOMANI VENTURES AND INNOVATIONS LIMITED	S	62000	56.73
540259	SHANGAR	SATYA PRAKASH MITTAL	B	75936	6.87
543244	SHINEFASH	JIGNESH AMRUTLAL THOBHANI	S	58000	227.1
543244	SHINEFASH	TRANS MEDIA PVT LTD	B	58500	227.1
543970	SHOORA	RIKHAV SECURITIES LIMITED	S	9000	55.75
543970	SHOORA	RIKHAV SECURITIES LIMITED	B	6000	55.75
541112	SHREESHAY	INVESTINO VENTURE LLP .	B	252000	28
541112	SHREESHAY	WAJID AHMED	S	252000	28
544056	SMARITIME	QUANTSEYE AI PRIVATE LIMITED	S	20800	57.81
544056	SMARITIME	QUANTSEYE AI PRIVATE LIMITED	B	20800	54.93
543924	SONALIS	RAJESH KUMAR SINGH	B	12000	59.93
539217	SRESTHA	YASH BIPINBHAI NATHWANI (HUF)	B	3131243	2.24
538733	STARLIT	PCM POWER GENERATION PRIVATE LIMITED	S	66118	6.58
521005	TITANIN	GRAI CONSTRUCTIONS LLP	S	190785	43.65
539291	VASUDHAGAM	MANGESH KASHINATH KAMBLE	S	212135	31.04
539291	VASUDHAGAM	YOGESH JOTIRAM KALE	S	491626	32.05
539291	VASUDHAGAM	YOGESH JOTIRAM KALE	B	181845	32.09
511523	VEERHEALTH	GAYATRIBEN NISHANT SHAH	S	92134	22.23
511523	VEERHEALTH	GAYATRIBEN NISHANT SHAH	B	107618	22.4
511523	VEERHEALTH	SIDHESHBHAI DEVABHAI RAVAL	S	142701	22.15

NSE

Security Code	Security Name	Client Name	Deal	Quantity	Price
AMBEY	Ambey Laboratories Ltd	MULTIPLIER SHARE & STOCK ADVISORS PRIVATE LIMITED	BUY	262000	93.7
ACSAL	Arvind and Company	DEEPAK DHANJI PATEL	BUY	75000	71.39
EFFWA	Effwa Infra & Research L	MULTIPLIER SHARE & STOCK ADVISORS PRIVATE LIMITED	BUY	353600	163.55
EFFWA	Effwa Infra & Research L	STATSOL RESEARCH LLP	BUY	320000	157.35
GGBL	Ganesh Green Bharat Ltd	CINCO STOCK VISION LLP	BUY	240000	361
GGBL	Ganesh Green Bharat Ltd	MULTIPLIER SHARE & STOCK ADVISORS PRIVATE LIMITED	BUY	399600	379.05
GGBL	Ganesh Green Bharat Ltd	YUGA STOCKS AND COMMODITIES PRIVATE LIMITED .	BUY	138000	379.05
HINDOILEXP	Hind. Oil Exploration	PANDARINATHAN ELANGO	SELL	869000	232.2
ISHAN	Ishan International Ltd	MAHADEV MANUBHAI MAKVANA	BUY	2784000	2.05
ISHAN	Ishan International Ltd	MULTIPLIER SHARE & STOCK ADVISORS PRIVATE LIMITED	SELL	1584000	2.05
JALAN	Jalan Transolu. India Ltd	MANISH JALAN	SELL	204000	3.47
RETAIL	JHS Svendgaard Retail V L	MANISH VERMA	SELL	37919	53.69
RETAIL	JHS Svendgaard Retail V L	MARWADI CHANDARANA INTERMEDIARIES BROKERS PRIVATE LIMITED	BUY	271	51.56
RETAIL	JHS Svendgaard Retail V L	MARWADI CHANDARANA INTERMEDIARIES BROKERS PRIVATE LIMITED	SELL	34590	51.29
MTNL	Maha Tel Nigam Ltd.	HRTI PRIVATE LIMITED	SELL	3373516	45.31
MEDIORG	Medicamen Organics Ltd	CINCO STOCK VISION LLP	SELL	140000	118.95
OCCL	Oriental Carbn & Chem Ltd	HDFC MUTUAL FUND	SELL	66017	249.06
SABAR	Sabar Flex India Limited	KIFS ENTERPRISE	BUY	125000	25.06
SABAR	Sabar Flex India Limited	VISHAL BIPINKUMAR DOSHI	BUY	100000	24.95
CLOUD	Varanium Cloud Limited	CAMELLIA TRADEX PRIVATE LIMITED	BUY	300000	29.25
VETO	Veto Switchgear Cable Ltd	KRONE INVESTMENTS	BUY	100000	149.69
WINNY	Winny Immigra & Edu Ser L	LIESHA CORPORATION PRIVATE LIMITED .	SELL	19000	346.14
WINNY	Winny Immigra & Edu Ser L	SHREEYANSH EDUTRADE LLP	BUY	15000	342.03
ZENITHDRUG	Zenith Drugs Limited	KINGSMAN WEALTH FUND PCC - KIF II	BUY	96000	63.15
ZENITHDRUG	Zenith Drugs Limited	NEOMILE GROWTH FUND - SERIES I	SELL	96000	63.15

Disclosure:

Research Reports that are published by Nirmal Bang Securities Private Limited (hereinafter referred to as "NBSPL") are for private circulation only. NBSPL is a registered Research Analyst under SEBI (Research Analyst) Regulations, 2014 having Registration no. INH000001766. NBSPL is also a registered Stock Broker with National Stock Exchange of India Limited, BSE Limited, Metropolitan Stock Exchange of India Limited, Multi Commodity Exchange of India Limited and , National Commodity and Derivative Exchange Limited in Capital Market , Equity and Commodities derivatives segments and Currency Derivatives Segment .

NBSPL has other business divisions with independent research teams separated by Chinese walls, and therefore may, at times, have different or contrary views on stocks and markets.

NBSPL or its associates have not been debarred / suspended by SEBI or any other regulatory authority for accessing / dealing in securities Market since last 20 years. NBSPL, its associates or analyst or his relatives do not hold any financial interest (Except Investment) in the subject company. NBSPL or its associates or Analyst do not have any conflict or material conflict of interest at the time of publication of the research report with the subject company. NBSPL or its associates or Analyst or his relatives may or may not hold beneficial ownership of 1% or more in the subject company at the end of the month immediately preceding the date of publication of this research report.

NBSPL or its associates / analyst has not received any compensation / managed or co-managed public offering of securities of the company covered by Analyst during the past twelve months. NBSPL or its associates have not received any compensation or other benefits from the company covered by Analyst or third party in connection with the research report. Analyst has not served as an officer, director or employee of Subject Company. NBSPL / analyst has not been engaged in market making activity of the subject company.

Analyst Certification: The research analysts and authors of these reports, hereby certify that the views expressed in this research report accurately reflects my/our personal views about the subject securities, issuers, products, sectors or industries. It is also certified that no part of the compensation of the analyst(s) was, is, or will be directly or indirectly related to the inclusion of specific recommendations or views in this research. The analyst(s) principally responsible for the preparation of this research report and has taken reasonable care to achieve and maintain independence and objectivity in making any recommendations.

Disclaimer:

The Research Report is for the personal information of the authorized recipient and does not construe to be any investment, legal or taxation advice. NBSPL is not soliciting any action based upon it. Nothing in the research report shall be construed as a solicitation to buy or sell any security or product, or to engage in or refrain from engaging in any such transaction. In preparing the research report, we did not take into account the investment objectives, financial situation and particular needs of the reader.

The research report has been prepared for the general use of the clients of NBSPL and must not be copied, either in whole or in part, or distributed or redistributed to any other person in any form. If you are not the intended recipient you must not use or disclose the information in the research report in any way. Though disseminated to all the customers simultaneously, not all customers may receive the research report at the same time. NBSPL will not treat recipients as customers by virtue of their receiving the research report. The research report is not directed or intended for distribution to or use by any person or entity resident in a state, country or any jurisdiction, where such distribution, publication, availability or use would be contrary to law, regulation or which would subject NBSPL & its group companies to registration or licensing requirements within such jurisdictions.

The report is based on the information obtained from sources believed to be reliable, but we do not make any representation or warranty that it is accurate, complete or up-to-date and it should not be relied upon as such. We accept no obligation to correct or update the information or opinions in it. NBSPL or any of its affiliates or employees shall not be in any way responsible for any loss or damage that may arise to any person from any inadvertent error in the information contained in the research report. NBSPL or any of its affiliates or employees do not provide, at any time, any express or implied warranty of any kind, regarding any matter pertaining to this report, including without limitation the implied warranties of merchantability, fitness for a particular purpose, and non-infringement. The recipients of the research report should rely on their own investigations.

This information is subject to change without any prior notice. NBSPL reserves its absolute discretion and right to make or refrain from making modifications and alterations to this statement from time to time. Nevertheless, NBSPL is committed to providing independent and transparent recommendations to its clients, and would be happy to provide information in response to specific client queries.

Before making an investment decision on the basis of research report, the reader needs to consider, with or without the assistance of an adviser, whether the advice is appropriate in light of their particular investment needs, objectives and financial circumstances. There are risks involved in securities trading. The price of securities can and does fluctuate, and an individual security may even become valueless. International investors are reminded of the additional risks inherent in international investments, such as currency fluctuations and international stock market or economic conditions, which may adversely affect the value of the investment. Opinions expressed are subject to change without any notice. Neither the company nor the director or the employees of NBSPL accept any liability whatsoever for any direct, indirect, consequential or other loss arising from any use of the research report and/or further communication in relation to the research report. Here it may be noted that neither NBSPL, nor its directors, employees, agents or representatives shall be liable for any damages whether direct or indirect, incidental, special or consequential including lost revenue or lost profit that may arise from or in connection with the use of the information contained in the research report.

Copyright of this document vests exclusively with NBSPL.

Our reports are also available on our website

Registration granted by SEBI and certification from NISM in no way guarantee performance of NBSPL or provide any assurance of returns to investors.

Nirmal Bang Research (Division of Nirmal Bang Securities Pvt. Ltd.)

B-2, 301/302, Marathon Innova,
Opp. Peninsula Corporate Park
Off. Ganpatrao Kadam Marg
Lower Parel(W), Mumbai-400013
Board No. : 91 22 6723 8000/8001
Fax. : 022 6723 8010